



PATTAN TARAQQIATI TANZEEM
FINANCIAL STATEMENTS
FOR THE YEAR ENDED
JUNE 30, 2017

BDO Ebrahim & Co. Chartered Accountants

BDO Ebrahim & Co., a Pakistan-registered partnership firm, is a member of BDO International Limited, a UK company limited by guarantee, and forms part of the international BDO network of independent member firms.



Tel: +92 51 260 4461-5
Fax: +92 51 260 4468
www.bdo.com.pk

3rd Floor,
Saeed Plaza,
22-East Blue Area,
Islamabad-44000,
Pakistan.

INDEPENDENT AUDITORS' REPORT TO THE BOARD OF GOVERNERS

Opinion

We have audited the financial statements of **Pattan Taraqqiati Tanzeem (The Society)**, which comprise the balance sheet as at June 30, 2017, and income and expenditure account, the statement of comprehensive income, statement of changes in equity, statement of cash flow for the year then ended, and notes to the financial statements, including a summary of significant accounting policies.

In our opinion, the accompanying financial statements present fairly, in all material respects, the financial position of The Society as at June 30, 2017, and of its financial performance and its cash flows for the year then ended in accordance with approved accounting and reporting standards as applicable in Pakistan.

Basis for Opinion

We conducted our audit in accordance with the International Standards on Auditing (ISAs) as applicable in Pakistan. Our responsibilities under those standards are further described in the *Auditor's Responsibilities for the Audit of the Financial Statements* section of our report. We are independent of the The Society in accordance with the International Ethics Standards Board for Accountants' Code of Ethics for Professional Accountants as adopted by the Institute of Chartered Accountants of Pakistan (the Code), and we have fulfilled our other ethical responsibilities in accordance with the Code. We believe that the audit evidence we have obtained is sufficient and appropriate to provide a basis for our opinion.

Responsibilities of Management and Those Charged with Governance for the Financial Statements

The management is responsible for the preparation and fair presentation of the financial statements in accordance with the approved accounting and reporting standards, and for such internal control as the management determines is necessary to enable the preparation of financial statements that are free from material misstatement, whether due to fraud or error.

In preparing the financial statements, management is responsible for assessing The Society's ability to continue as a going concern, disclosing, as applicable, matters related to going concern and using the going concern basis of accounting unless management either intends to liquidate The Society or to cease operations, or has no realistic alternative but to do so.

Those charged with governance are responsible for overseeing The Society financial reporting process.

Advised

BDO Ebrahim & Co. Chartered Accountants

BDO Ebrahim & Co., a Pakistan registered partnership firm, is a member of BDO International Limited, a UK company limited by guarantee, and forms part of the international BDO network of independent member firms.



Auditors' Responsibilities for the Audit of the Financial Statements

Our objectives are to obtain reasonable assurance about whether the financial statements as a whole are free from material misstatement, whether due to fraud or error, and to issue an auditor's report that includes our opinion. Reasonable assurance is a high level of assurance, but is not a guarantee that an audit conducted in accordance with ISAs as applicable in Pakistan will always detect a material misstatement when it exists. Misstatements can arise from fraud or error and are considered material if, individually or in the aggregate, they could reasonably be expected to influence the economic decisions of users taken on the basis of these financial statements.

As part of an audit in accordance with ISAs as applicable in Pakistan, we exercise professional judgment and maintain professional skepticism throughout the audit. We also:

- Identify and assess the risks of material misstatement of the financial statements, whether due to fraud or error, design and perform audit procedures responsive to those risks, and obtain audit evidence that is sufficient and appropriate to provide a basis for our opinion. The risk of not detecting a material misstatement resulting from fraud is higher than for one resulting from error, as fraud may involve collusion, forgery, intentional omissions, misrepresentations, or the override of internal control.
- Obtain an understanding of internal control relevant to the audit in order to design audit procedures that are appropriate in the circumstances, but not for the purpose of expressing an opinion on the effectiveness of The Society's internal control.
- Evaluate the appropriateness of accounting policies used and the reasonableness of accounting estimates and related disclosures made by management.
- Conclude on the appropriateness of management's use of the going concern basis of accounting and, based on the audit evidence obtained, whether a material uncertainty exists related to events or conditions that may cast significant doubt on The Society's ability to continue as a going concern. If we conclude that a material uncertainty exists, we are required to draw attention in our auditor's report to the related disclosures in the financial statements or, if such disclosures are inadequate, to modify our opinion. Our conclusions are based on the audit evidence obtained up to the date of our auditor's report. However, future events or conditions may cause The Society to cease to continue as a going concern.
- Evaluate the overall presentation, structure and content of the financial statements, including the disclosures, and whether the financial statements represent the underlying transactions and events in a manner that achieves fair presentation.

We communicate with those charged with governance regarding, among other matters, the planned scope and timing of the audit and significant audit findings, including any significant deficiencies in internal control that we identify during our audit.

ISLAMABAD

DATED: 30 JUN 2018


Bdo ebrahim'slo.
CHARTERED ACCOUNTANTS


Engagement Partner: Iffat Hussain
Iffat Hussain

**PATTAN TARAQIATI TANZEEM
BALANCE SHEET AS AT JUNE 30, 2017**

	Note	2017 Rupees	2016 Rupees Restated	2015 Rupees Restated
ASSETS				
NON CURRENT ASSETS				
Property, plant and equipment	4	36,883,391	38,730,371	41,485,473
Capital work in progress	5	1,314,860	-	539,959
Long term deposits		85,130	153,317	134,318
		38,283,381	38,883,688	42,159,750
CURRENT ASSETS				
Advances	6	1,084,790	306,063	245,873
Receivables	7	21,896,070	283,517	1,023,132
Taxation - net	8	484,345	846,102	412,154
Investments				2,000,000
Cash and bank balances	9	13,117,757	6,603,971	11,223,807
		36,582,962	8,039,653	14,904,966
TOTAL ASSETS		74,866,343	46,923,341	57,064,716
FUND AND LIABILITIES				
FUND				
General fund	10	62,281,871	38,652,052	46,908,864
NON CURRENT LIABILITIES				
Restricted grant	11	4,523,212	2,072,046	5,229,955
Deferred capital grant	12	321,606	427,240	579,041
		4,844,818	2,499,286	5,808,996
CURRENT LIABILITIES				
Accrued and other payables	13	7,739,654	5,772,003	4,346,856
CONTINGENCIES AND COMMITMENTS				
	14	-	-	-
TOTAL FUND AND LIABILITIES		74,866,343	46,923,341	57,064,716

The annexed notes from 1 to 24 form an integral part of these financial statements.



MEMBER

Adrees

NATIONAL COORDINATOR

**PATTAN TARAQIATI TANZEEM
INCOME AND EXPENDITURE ACCOUNT
FOR THE YEAR ENDED JUNE 30, 2017**

	Note	2017 Rupees	2016 Rupees
INCOME			
Grants			
Restricted	11	6,346,828	20,007,549
Donations	15	31,500	378,550
Amortization of deferred capital grant	12	105,634	151,801
Other income	16	31,371,178	295,115
		<u>37,855,140</u>	<u>20,833,015</u>
EXPENDITURE			
Direct project cost	17	6,452,462	20,159,350
Operating costs	18	7,092,370	6,790,792
Other expenses	19	272,433	2,224,332
		<u>13,817,265</u>	<u>29,174,474</u>
Excess of income over expenditure		24,037,875	(8,341,459)
Taxation	20	(408,056)	84,647
Surplus/(Deficit) for the year		<u>23,629,819</u>	<u>(8,256,812)</u>

The annexed notes from 1 to 24 form an integral part of these financial statements.


MEMBER

Beklee

NATIONAL COORDINATOR

**PATTAN TARAQIATI TANZEEM
NOTES TO THE FINANCIAL STATEMENTS
FOR THE YEAR ENDED JUNE 30, 2017**

1 THE ORGANIZATION AND ITS OPERATIONS

The Organization is a Non-Government Organization registered under Societies Act, 1860. It is a non-profit organization, working with local councilors, civil society organizations, communities and workers of political parties. The main areas of work are research, advocacy for public policy and capacity building of marginalized groups and gender on disaster, local government, democracy, electoral reforms, human rights, community development, social and economic development. The Organization is working in all four provinces of Pakistan.

2 BASIS OF PREPARATION

2.1 Accounting convention

These financial statements have been prepared under the historical cost convention and on accrual basis of accounting.

2.2 Statement of compliance

These financial statements have been prepared in accordance with approved accounting standards, as applicable in Pakistan. Approved accounting standards comprise of "Accounting and Financial Reporting Standard for Small Sized Entities (SSEs)" applicable to non-corporate entities issued by the Institute of Chartered Accountants of Pakistan.

2.3 Functional and presentation currency

These financial statements are presented in Pak rupee, which is the functional and presentation currency of the organization.

3 SIGNIFICANT ACCOUNTING POLICIES

3.1 Property plant and equipment

a) Operating fixed assets

These are stated at cost less accumulated depreciation and accumulated impairment losses, if any, except land which is stated at cost. Depreciation is charged by using reducing balance method at the rates specified in note 4.

Full month's depreciation is charged in the month of acquisitions of fixed assets whereas no depreciation is charged in the month of disposal.

Maintenance and normal repairs are charged to income as and when incurred while major replacement, if any, are capitalized. Gains and losses on disposal of assets are included in other income.

b) Capital work in progress

Capital work in progress is stated at cost. Assets are transferred to operating fixed assets when they are available for intended use.

3.2 Investments

These are stated at fair values with any resulting gain/(losses) recognized in the income and expenditure account until the diminution in value is considered to be permanent and investments are determined to be impaired or the investment is disposed off. Profit and loss on sale of investments are included in income and expenditure account.

3.3 Cash and bank balances

Cash in hand and at banks are carried at nominal amount.

3.4 Trade and other payables

Liabilities for amounts payable are carried at cost which is the fair value of the consideration to be paid in the future for goods and services received, whether or not billed to the Organization.

3.5 Restricted grant

Grant is recognized as income to the extent it is actually utilized during the year and unspent grant at year end is treated as restricted grant.

3.6 Grants related to the assets

Grants related to the assets are originally recognized on the basis of fair value of the assets acquired and the amount received from the Donor and is subsequently amortized in proportion to the depreciation charged on asset so acquired and/or received, by a credit to income and expenditure account for the year.

3.7 Revenue recognition

Grants are recognized on the basis of actual receipt basis. Interest income is recognised on accrual basis.
The financial statements of the Organization take into account only contributions and other income which are received in cash by the Organization.

3.8 Direct project costs

Direct project cost is shown separately as it relates to the various projects carried on by the Organization, with funds donated by different donors and organizations.

3.9 Foreign currency transactions

Foreign currency transactions are recorded in the reporting currency by applying to the foreign currency amount the exchange rate between the reporting currency and the foreign currency at the date of the transaction. Monetary assets and liabilities in foreign currencies are translated into Pak Rupees at the rate of exchange prevailing at the balance sheet date. Exchange rate differences arising on the settlement of monetary items at rates different from those at which they were initially recorded during the periods are recognized in the income and expenditure account in the period in which they arise.

3.10 Taxation

The income raised through donations is exempt from tax under clause 60, part I of second schedule of the Income Tax Ordinance, 2001. Provision for current taxation is based on taxable income at the enacted or substantively enacted rates of taxation for other income.

3.11 Financial instruments

All the financial assets and financial liabilities are recognized at the time when the Company becomes a party to the contractual provisions of the instrument. The particular recognition methods adopted are disclosed in the individual policy statements associated with each item. All financial liabilities are derecognized at the time when they are extinguished that is, when the obligation specified in the contract is discharged, cancelled, or expired. Any gain or loss on derecognition of the financial assets and financial liabilities is included in profit and loss account.

Adocia

4 PROPERTY, PLANT AND EQUIPMENT

Particulars	General					Projects					Total	
	Land	Building	Furniture and fixtures	Office equipments	Electric equipments	Vehicles	Computer accessories	Sub total	Computer accessories	Office equipments		Furniture and fixtures
Year ended June 30, 2017												
Net carrying value basis												
Operating book value	33,423,568	570,968	125,332	1,583,632	257,016	2,232,591	110,024	38,303,131	273,524	131,741	21,975	427,240
Additions				508,150				508,150				
Disposals	(1,431,132)							(1,431,132)				
Depreciation charge		(28,548)	(12,533)	(158,363)	(136,095)	(446,518)	(36,307)	(818,364)	(90,263)	(13,174)	(2,197)	(105,634)
Closing net book value	31,992,436	542,420	112,799	1,425,269	629,071	1,786,073	73,717	36,561,785	183,261	118,567	19,778	321,606
Gross carrying value basis												
Cost	31,992,436	580,644	476,259	4,261,708	1,409,370	4,746,723	1,765,077	45,232,217	1,029,517	181,469	30,655	1,241,641
Accumulated depreciation	(38,224)	(38,224)	(363,460)	(2,836,439)	(780,299)	(2,960,650)	(1,691,360)	(8,670,432)	(846,256)	(62,902)	(10,877)	(9,590,467)
Net book value	31,992,436	542,420	112,799	1,425,269	629,071	1,786,073	73,717	36,561,785	183,261	118,567	19,778	321,606
Year ended June 30, 2016												
Net carrying value basis												
Operating book value	33,352,818	3,260,188	139,258	1,759,591	323,776	1,906,594	164,207	40,906,432	408,245	146,379	24,417	579,041
Additions	70,750	580,644			935,460			1,586,854				
Disposals		(3,192,266)		(2,441)	(121,019)			(3,315,726)				
Depreciation charge		(77,598)	(13,926)	(175,959)	(64,319)	(488,444)	(54,183)	(874,429)	(134,721)	(14,638)	(2,442)	(151,801)
Closing net book value	33,423,568	570,968	125,332	1,583,632	257,016	2,232,591	110,024	38,303,131	273,524	131,741	21,975	427,240
Gross carrying value basis												
Cost	33,423,568	580,644	476,259	4,261,708	901,220	4,746,723	1,765,077	46,155,199	1,029,517	181,469	30,655	1,241,641
Accumulated depreciation	(9,676)	(9,676)	(350,927)	(2,678,076)	(644,204)	(2,514,132)	(1,655,053)	(7,852,068)	(755,993)	(49,728)	(8,680)	(814,401)
Net book value	33,423,568	570,968	125,332	1,583,632	257,016	2,232,591	110,024	38,303,131	273,524	131,741	21,975	427,240
Annual rate of depreciation (%)	5	10	10	10	20	20	33	33	33	10	10	10

Depreciation has been allocated as follows:

Operating cost	Note	2017 Rupees	2016 Rupees
Letoop & Steap staff training (FAFEN)	18	818,364	874,429
Pakistan Religious Freedom Initiative: Leaders of Influence	17	19,311	27,984
Supporting Transparency, Accountability and Election Process in Pakistan (STAEP)	17	35,171	51,155
Narrowing the Gender Gap in Flood-Affected Areas of	17	4,508	6,729
	17	46,644	65,933
		105,634	151,801
		923,998	1,026,230

	Note	2017 Rupees	2016 Rupees
5 CAPITAL WORK IN PROGRESS			
Opening balance		-	539,959
Additions during the year	5.1	1,314,860	53,870
Transfers during the year		-	(593,829)
Closing balance		<u>1,314,860</u>	<u>-</u>

5.1 This relates to the construction of the office building in F-10 Markaz Islamabad.

	Note	2017 Rupees	2016 Rupees
6 ADVANCES			
Advance to employees		54,790	263,700
Against expenses		30,000	42,363
Against salary		1,000,000	-
Advance to supplier against vehicle		<u>1,084,790</u>	<u>306,063</u>

	Note	2017 Rupees	2016 Rupees
7 RECEIVABLES			
Against sale of land	7.1	21,390,000	-
Others		262,498	-
Receivables from donor		243,572	283,517
		<u>21,896,070</u>	<u>283,517</u>

7.1 This represents receivable against sale of plot located in Multan.

	2017 Rupees	2016 Rupees
8 TAXATION - NET		
Opening balance	846,102	412,154
Provision for taxation	(408,056)	-
Prior year adjustment	-	84,647
	<u>438,046</u>	<u>496,801</u>
Payments	46,299	349,301
	<u>484,345</u>	<u>846,102</u>

	Note	2017 Rupees	2016 Rupees
9 CASH AND BANK BALANCES			
Cash in hand			
Local currency		137,078	63,479
Foreign currency		104,870	72,940
		<u>241,948</u>	<u>136,419</u>
Cash at bank			
Saving account			
Local currency	9.1	9,126,010	201,951
Foreign currency	9.1	3,592,749	6,105,006
Current account - local currency		157,050	160,595
		<u>12,875,809</u>	<u>6,467,552</u>
		<u>13,117,757</u>	<u>6,603,971</u>

9.1 This carries mark up at the rate ranging from 5 % to 7 % (2016 : 5 % to 7 %) per annum.

	2017 Rupees	2016 Rupees Restated
10 GENERAL FUND		
Opening balance	38,652,052	46,908,864
Income/ (Deficit) for the year	23,629,819	(8,256,812)
	<u>62,281,871</u>	<u>38,652,052</u>

Balwa

11 RESTRICTED GRANT

	As on July 01, 2016 (Restated)		Refunded to Donor	Received during the year	Recognised during the year (11.1)	Transferred to deferred capital grant (11.2)	Transferred to other income/expenses	As at June 30, 2017 (Restated)	
	Receivable from Donor	Restricted grant						Receivable from Donor	Restricted grant
Friedrich Ebert Stiftung:									
Women International Day	(36,812)	-	-	-	-	-	36,812	-	-
Citizens' Report on Flood Disaster Response and the Way Forward	(3,881)	-	-	-	-	-	3,881	-	-
Stakeholders Convention on Flood Disaster	(80,304)	-	-	-	-	-	80,304	-	-
Strengthen Capacity of Margin	585,949	-	-	-	-	-	(312,547)	-	273,402
Patan-FES and LQM 2016 activity	(334,941)	-	420,590	201,560	-	-	191,550	-	(115,911)
Dialogue platform for improving working (FES)	(191,550)	-	-	-	-	-	-	-	-
	(61,539)	-	420,590	201,560	-	-	-	-	157,491
The Asia Foundation (TAF):									
Supporting Transparency, Accountability and Election Process in Pakistan (STAEP)	-	1,303,653	-	-	-	-	(4,199)	-	1,303,653
Political parties Training (TAF)	-	(1,832)	-	-	-	-	1,832	-	-
TAF Research study	-	-	-	-	-	-	-	-	-
Enabling Environment for Minorities to Participate in Electoral and Political Processes- 5 districts (EEM)	-	(2,367)	-	4,115,875	1,860,175	-	2,367	-	2,255,700
Pakistan Religious Freedom Initiative: Leaders of Influence (PRFI)	-	1,299,454	-	4,115,875	1,860,175	-	-	-	3,559,353
Trust of Democratic Education and Accountability (TDEA):									
Election Monitoring Observation (FAFEN)	778,649	-	-	-	-	-	(13,346)	-	765,303
Bye Election Observation PP 240 DGK	-	-	-	114,040	114,740	-	-	-	(700)
Deepening Democracy and Election Support Project (DESP)	-	-	-	2,259,246	2,265,816	-	-	-	(6,570)
Improving Electoral Participation of Women in Pakistan (Cycle-11)	(230,892)	-	-	918,338	580,410	-	-	243,572	337,928
Citizen's Action for Democratic Governance in Pakistan (CADGP)	(503,584)	-	-	11,695	-	-	-	-	(219,197)
Parliament Watch and Observe the proceedings of Punjab Assembly Project (FAFEN)	7,434	-	-	323,348	224,396	-	-	-	(404,632)
FOPT online training	(10,455)	-	-	-	-	-	(7,434)	-	-
Need for effective parliament and role of parliamentarian	(1,457)	-	-	-	-	-	10,455	-	-
Education for All - Making it Possible (FAFEN)	(252,805)	-	-	-	-	-	1,457	-	-
Impossible	(4,417)	-	-	914,180	847,853	-	-	-	(186,478)
NA 149 Bi-Election 2014	(11,155)	-	-	-	-	-	4,417	-	-
Study on Disaster & Governance	(600)	-	-	-	-	-	11,155	-	-
PP 198 bye election Multan	7,304	-	-	-	-	-	600	-	-
Pre poll assessment bi Election-NA 149	(221,978)	-	-	4,540,847	4,033,215	-	(7,304)	-	-
Action at the Frontline	-	520,714	-	-	-	-	-	243,572	285,654
Mercy Malaysia	-	240,078	-	-	240,078	-	-	-	520,714
PNCA	-	11,800	-	-	11,800	-	-	-	-
	(283,517)	2,072,046	-	9,077,312	6,346,828	-	-	243,572	4,523,212
Balance as at June 30, 2016-Restated	(1,023,132)	5,229,955	(7,981)	17,490,428	20,007,549	-	106,808	(283,517)	2,072,046

Restated

		2017 Rupees	2016 Rupees
12 DEFERRED CAPITAL GRANT			
Opening balance		427,240	579,041
Grant for capital expenditure		-	-
Less: Amortization		<u>(105,634)</u>	<u>(151,801)</u>
		<u>321,606</u>	<u>427,240</u>
13 ACCRUED AND OTHER PAYABLES			
Accrued expenses		6,736,362	4,146,083
Other payables		778,867	1,425,150
Tax withheld		22,215	29,600
Audit fee payable		200,000	170,000
EOBI payable		2,210	1,170
		<u>7,739,654</u>	<u>5,772,003</u>
14 CONTINGENCIES AND COMMITMENTS			
There are no contingencies and commitments at year end. (2016: Nil)			
15 DONATIONS			
This represents donations received from individual donors for the operation of the Organization and also includes amount contributed by employees.			
		2017 Rupees	2016 Rupees
16 OTHER INCOME	Note		
Gain on sale of property, plant and equipment	16.1	29,958,868	-
Exchange gain		27,894	231,812
Interest on bank account		68,195	63,303
Rental income		480,000	-
Liability written back		836,221	-
		<u>31,371,178</u>	<u>295,115</u>
16.1	This represents gain on sale of plot located in Multan.		
		2017 Rupees	2016 Rupees
17 DIRECT PROJECT COST			
Friedrich Ebert Stiftung:			
Dialogue platform for improving working (FES)			
Travelling		-	276,435
Food and accommodation		-	63,880
Printing and stationery		-	245,650
Cosultancy charges		-	460,000
		-	1,045,965

	Note	2017 Rupees	2016 Rupees
Women International Day			
Communication		-	12,823
Travelling		-	50,374
Other direct project cost		-	30,000
Consultancy charges		-	50,000
Food and accommodation		-	96,882
Printing and stationery		-	19,717
Bank charges		-	406
		-	260,202

Pattan-LQM-FES project activity 2016			
Travelling		46,160	73,360
Food and accommodation		145,440	329,345
Consultancy charges		-	375,500
Communication		300	-
Repairs and maintenance		6,050	-
Printing and stationery		3,610	40,600
		201,560	818,805

The Asia Foundation (TAF):
Supporting Transparency, Accountability and Election Process in Pakistan (STAEP)

Depreciation	4.1	4,508	6,729
		4,508	6,729

Pakistan Religious Freedom Initiative: Leaders of Influence (PRFI)

Salary and benefits		-	1,280,000
Food and accommodation		-	1,259,639
Travelling		-	409,102
Per diem		-	114,000
Communication		-	53,385
Repair and maintenance		-	19,928
Bank charges		-	406
Printing and stationery		-	703,582
Consultancy fee		-	447,823
Other direct project cost		-	234,751
		-	4,522,616
Depreciation	4.1	35,171	51,155
		35,171	4,573,771

	Note	2017 Rupees	2016 Rupees
Study on Disaster & Governance			
Salary and benefits		-	200,000
Food and accomodation		-	473,178
Travelling		-	343,008
Cosultancy charges		-	896,172
Communication		-	20,293
Depreciation		-	406
Repairs and maintenance		-	29,730
Stationery		-	39,045
		-	2,001,832

**Enabling Environment for Minorities for
Participate in Electoral and Political Processes- 5**

Salary and benefits		1,197,000	-
Food and accommodation		173,315	-
Travelling		349,290	-
Consultancy fee		100,000	-
Communication		23,236	-
Printing and stationery		17,334	-
		1,860,175	-

**The United Nations Democracy Fund (UNDEF):
Narrowing the Gender Gap in Flood-Affected
Areas of Pakistan**

Depreciation	4.1	46,644	65,932
		46,644	65,932

**Trust of Democratic Education and accountability
(TDEA):**

Citizen's Action for Democratic Governance in Pakistan (CADGP)

Salary and benefits		-	2,748,666
Food and accomodation		-	889,517
Travelling		-	552,750
Cosultancy charges		-	2,597,205
Communication		-	127,736
Rent		-	17,912
Bank charges		-	13,505
Utilities		-	435
Equipment		-	6,300
Repairs and maintenance		-	39,161
Consultancy fee		-	2,650
Printing and stationery		-	512,645
		-	7,508,482

	Note	2017 Rupees	2016 Rupees
Parliament Watch and Observe the proceedings of Punjab Assembly Project (FAFEN)			
Salary and benefits		224,396	338,952
Education for All – Making it Possible			
Salary and benefits		-	853,020
Travelling		-	170,197
Communication		-	26,133
Printing and stationery		-	8,705
Utilities		-	34,139
Bank charges		-	6,093
		-	1,098,287
Bye Election Lahore 122			
Food and accomodation		-	66,583
Travelling		-	3,440
Printing and stationery		-	3,730
Utilities		-	10,341
Cosultancy charges		-	195,247
Bank charges		-	10,860
Communication		-	5,000
		-	295,201
Bye Election NA 153 Multan			
Food and accomodation		-	42,350
Printing and stationery		-	965
Cosultancy charges		-	239,200
		-	282,515
Letoop & Steap staff Training (FAFEN)			
Depreciation	4	19,311	27,985
		19,311	27,985
Bye Eelction PP 240 DGK			
Food and accommodation		13,950	-
Travelling		2,000	-
Consultancy fee		94,600	-
Communication		3,140	-
Printing and stationery		1,050	-
		114,740	-
Deepening Democracy and Election Support Project (DESP)			
Salary and benefits		910,000	-
Repair and maintenance		5,980	-
Utilities		37,905	-

	Note	2017 Rupees	2016 Rupees
Food and accommodation		525,376	-
Travelling		241,898	-
Consultancy fee		418,000	-
Communication		35,885	-
Printing and stationery		89,213	-
Bank charges		1,239	-
Miscellaneous expenses		320	-
		2,265,816	-
Improving Electoral Participation of Women in			
Pakistan (Cycle-11)			
Salary and benefits		474,290	-
Travelling		73,275	-
Communication		10,266	-
Printing and stationery		1,659	-
Food and accommodation		20,920	-
		580,410	-
ILMPOSSIBLE			
Salary and benefits		673,250	-
Travelling		46,675	-
Consultancy fee		119,440	-
Communication		3,340	-
Printing and stationery		5,148	-
		847,853	-
Action at the Frontline 2013 MOU May 2013			
Salary and benefits		-	1,550,000
Communication		-	114,422
Travelling		-	131,103
Consultancy charges		-	10,850
Food and accommodation		-	12,252
Printing and stationery		-	1,295
Repairs and maintenance		-	14,770
		-	1,834,692
Mercy Malaysia			
Salary and benefits		154,723	-
Travelling		40,000	-
Communication		23,849	-
Printing and stationery		1,480	-
Repairs and maintenance		2,137	-
Utilities		8,500	-
Food and accommodation		9,389	-
		240,078	-

	Note	2017 Rupees	2016 Rupees
PNCA			
Travelling		7,800	-
Repairs and maintenance		4,000	-
		11,800	
		<u>6,452,462</u>	<u>20,159,350</u>
18 OPERATING COSTS			
Staff salaries		4,613,561	3,187,402
Depreciation	4.1	818,364	874,429
Travelling and conveyance		186,040	387,459
Food and accommodation		221,828	305,595
EOBI		82,325	99,050
Office rent		-	50,588
Utilities		195,102	463,082
Repair and maintenance		403,502	832,854
Donations		15,450	25,000
Legal Charges		-	160,000
Communication		167,443	108,985
Property tax		23,251	35,526
Printing, stationery and newspapers		47,495	38,134
Membership fee		70,767	10,500
Bank charges		5,665	41,274
Equipments		44,199	71,085
Consultancy Fee		100,000	18,604
Security deposits written off		68,187	-
Miscellaneous		29,191	81,225
		<u>7,092,370</u>	<u>6,790,792</u>
19 OTHER EXPENSES			
Audit fee		200,000	170,000
Exchange loss		-	1,910
Loss on disposal of asset		-	1,945,612
Others		-	106,810
Advances written off		72,433	-
		<u>272,433</u>	<u>2,224,332</u>
20 TAXATION			
Current year		408,056	-
Prior year		-	(84,647)
		<u>408,056</u>	<u>(84,647)</u>
20.1	Tax provision for the prior year was not applicabe due to net deficit on income/expense other than grant for the year.		

21 **REMUNERATION OF NATIONAL COORDINATOR**

The aggregate amount charged in the financial statements for remuneration, including all benefits to National Coordinator of the Organisation is as follows:

	2017	2016
	Rupees	Rupees
Remuneration	3,600,000	1,345,000
Per diem	33,000	-
Consultancy fee	<u>18,000</u>	<u>810,000</u>
	<u>3,651,000</u>	<u>2,155,000</u>

22 **CORRECTION OF ERROR**

During the year ended June 30, 2013, the Society had received consultancy fee from The Asia Foundation under an agreement to "Conducted training sessions with political parties on 18th Constitutional Amendment". The Society carried out the activities/trainings as per agreed plan in the relevant period (from November 20, 2012 to June 30, 2013). After completing all the required activities, the fee received against these activities/trainings was erroneously recognized as restricted grant in the relevant year instead of consultancy fee income. During the year the Society has corrected the error retrospectively as per the requirements of IAS 8, "Accounting Policies, Changes in Accounting Estimates and Errors". The impact to each financial statement area effect of prior years are tabulated below:

Effect on prior years upto year ended June 30, 2015:

Rupees

Impact on balance sheet

Decrease in restricted grant	<u>11,502,020</u>
Increase in general fund	<u>11,502,020</u>

Effect for the year ended June 30, 2016:


Decrease in restricted grant	<u>11,502,020</u>
Increase in general fund	<u>11,502,020</u>

23 **DATE OF AUTHORIZATION**

These financial statements are authorized for issue by the Board of Governors of the Organization on **30 JUN 2018**

24 **FIGURES**

The figures have been rounded off to the nearest rupee.


MEMBER

Balance


NATIONAL CO-ORDINATOR