



# Preliminary Findings of Opinion Poll on Conduct of Pakistan's General Elections 2024

14th December, 2023

**Nearly two-third of the survey respondents believe that the ECP has not been performing its duties fairly and honestly, while 62% said the level playing field was not available to all parties.**

**As many as 85% of the respondents said they would cast their vote in the election. Those who said they would cast their vote, 66% of them said if elections were to be held tomorrow they would vote for PTI, while only 13% mentioned PMLN name, and 5% named PPP.**

“A large majority of the people from northern snow-clad districts of Khyber-Pakhtunkhwa province wanted to have general elections on the scheduled date, though most (83%) of the respondents of the opinion-poll survey have doubts about the holding of election on due date.” These are some of major findings of an opinion-poll that PATTAN-Coalition38 had conducted during December 8 – 13 December 2023.

Preliminary analysis of the opinion poll conducted also reveals that as many as 88% of the survey respondents wanted to have polling on the scheduled date. Interestingly 88% of those who opined that they would vote for PMLN in the next election also wanted to have election on due date, while 89% of the PTI's voters agreed with them. Moreover, a large majority (83%) of the respondents residing in coldest areas of KP such as Chitral, Dir, Swat and Abbottabad also wanted to have polling on 8<sup>th</sup> February.

Nearly two-third of the survey respondents believe that the ECP has not been performing its duties fairly and honestly, while 62% said the level playing field was not available to all parties. More than 70% of the respondents expressed doubts about the conduct of caretaker governments. The respondents also believed that the caretaker governments were not acting neutrally, justly, and honestly. When the same question was asked about the conduct of judiciary, only 38% said judiciary was acting fairly and justly, while 34% of them said “no, or not-at-all”.

As many as 85% of the respondents said they would cast their vote in the

election. Those who said they would cast their vote, 66% of them said if elections were to be held tomorrow they would vote for PTI, while only 13% mentioned PMLN name, and 5% named PPP.

When the respondents were asked to state name of their favorite political leader, 68% mentioned Imran Khan's name, 13% opted for Nawaz Sharif, 4% said Sirajul Haq, while only 3% mentioned Bilawal Bhutto Zardari/s name.

Moreover, our opinion poll shows that very few or 11% each respondents rely on electronic and print media to ascertain political information, while 75% mentioned social media as the most favorable source of political information.

The opinion poll also reveals that two-third (67%) of the respondents appear to have doubts about holding of polls on 8<sup>th</sup> February. However, those who believe that election will take place on the due date, their majority (61%) belong to PMLN, while only 26% of the PTI supporters said election would take place according to the scheduled date. Interestingly despite all doubts and lack of trust in the Election Commission and caretaker governments more than 88% of the supporters of each party wanted election to take place on the due date.

**For further details see attached file.**

The opinion poll was conducted with 455 randomly selected social, and rights activists belonging to labour unions, civil society organisations, traditional media/press club, bar associations and academia etc. of 45 districts. The survey was completed during December 8 – 13 December 2023.

### **About PATTAN – Coalition38**

**PATTAN** has been working with disaster prone and marginalised communities since 1992 when super floods hit Pakistan. Since its inception, we have evolved a holistic disaster risk reduction approach that stands on five themes: capacity building, gender mainstreaming, social action, governance monitoring and defending human rights and civil liberties. Research based advocacy is being used for public policy improvement. Currently, PATTAN's partners are working in 27 districts of Pakistan.

**Coalition38** is named after article 38 of Pakistan's Constitution, which guarantees social justice and aims to end monopoly of a few over wealth and means of production; and the **C38** has more than 150 member organisations across the country.

## Statistics of Opinion Poll

Table 1. Sample distribution

Province	Districts	Respondents
KPK	10 (22%)	116 (26%)
ICT	1 (2%)	21 (5%)
Punjab	26 (58%)	297 (65%)
Sindh	6 (13%)	15 (3%)
Balochistan	2 (4%)	5 (1%)
Total	45	454

### Party-wise disaggregated responses

Table 2. Do you want elections to be held on due date - 8<sup>th</sup> February?

Responses	Overall	PMLN	PTI
Yes	88%	88%	89%
No	6%	7%	6%
Don't Know	6%	5%	5%
Total	100%	100%	100%

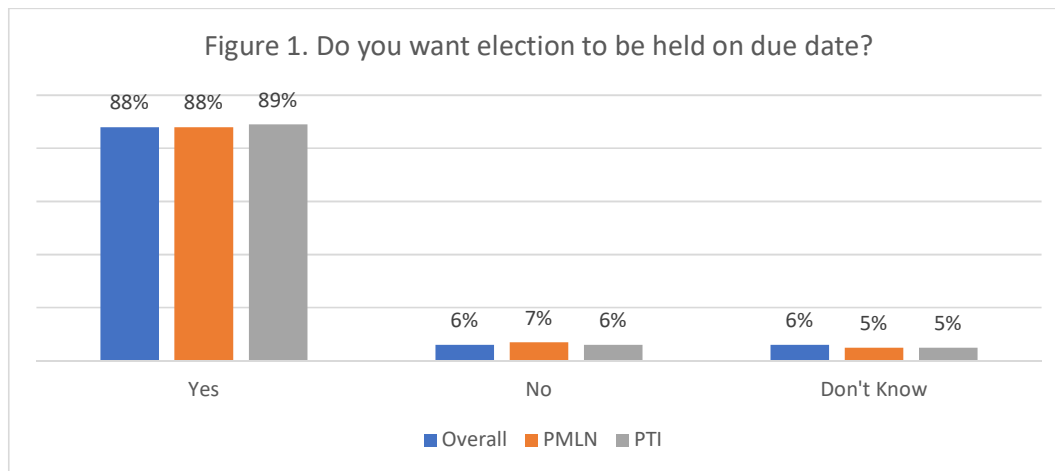


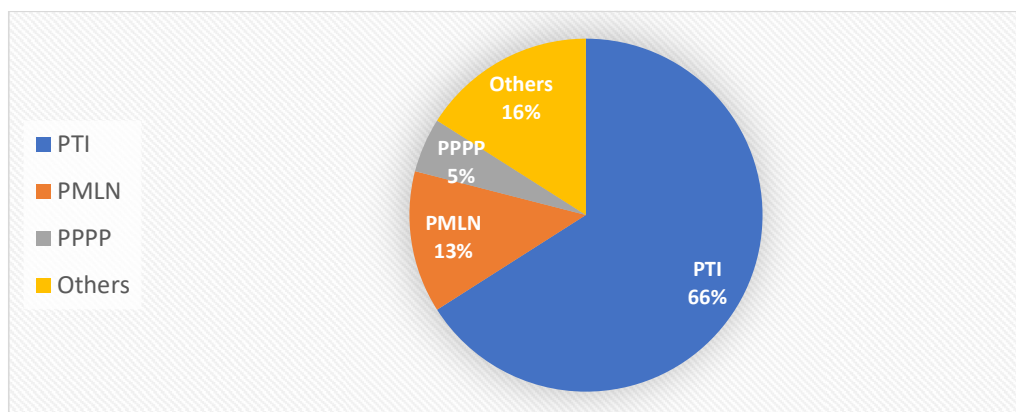
Table 3. Do you want elections to be held on due date - 8<sup>th</sup> February?

Responses	Colder Areas	Normal Areas
Yes	89 (83%)	308 (90%)
No	7 (7%)	19 (6%)
Don't know	11 (10%)	16 (5%)
Total	107	343

**Table 4. If elections take place tomorrow, which party will you vote for?**

Responses	Overall
PTI	66%
PMLN	13%
PPPP	5%
Others	16%
Total	100%

**Figure 2. If elections take place tomorrow, which party will you vote for?**



**Table 5. Do you think elections will take place on 8<sup>th</sup> February? Party wise disaggregated responses.**

Responses	Overall	PMLN	PTI
Yes	33%	61%	26%
Too early to say	47%	30%	51%
No	14%	7%	17%
Don't know	6%	2%	6%
Total	100%	100%	100%

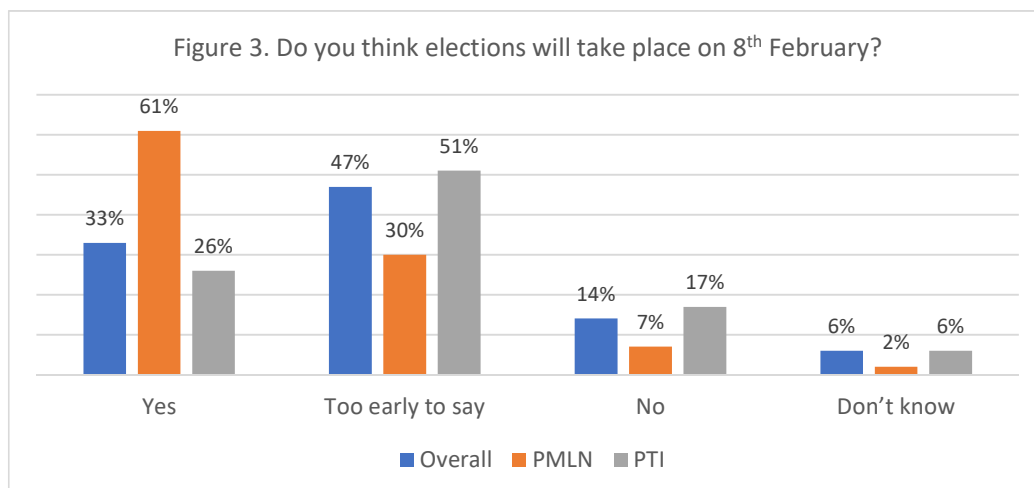


Table 6. Do you think election commission is neutral and acting honestly and fairly? Party wise disaggregated responses.

Responses	Overall	PMLN	PTI
Yes	18%	64%	7%
No	62%	11%	78%
Don't Know	20%	25%	14%
Total	100%	100%	100%

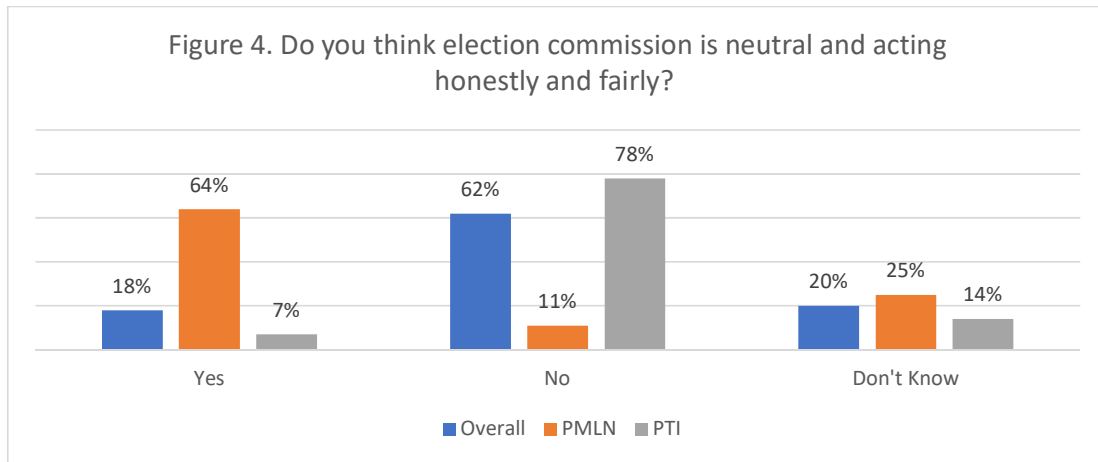


Table 7. Do you think caretaker governments are acting neutrally, fairly and honestly? Party wise disaggregated responses.

Responses	Overall	PMLN	PTI
Yes	14%	52%	4%
No	70%	25%	84%
Don't Know	17%	23%	12%
Total	100%	100%	100%

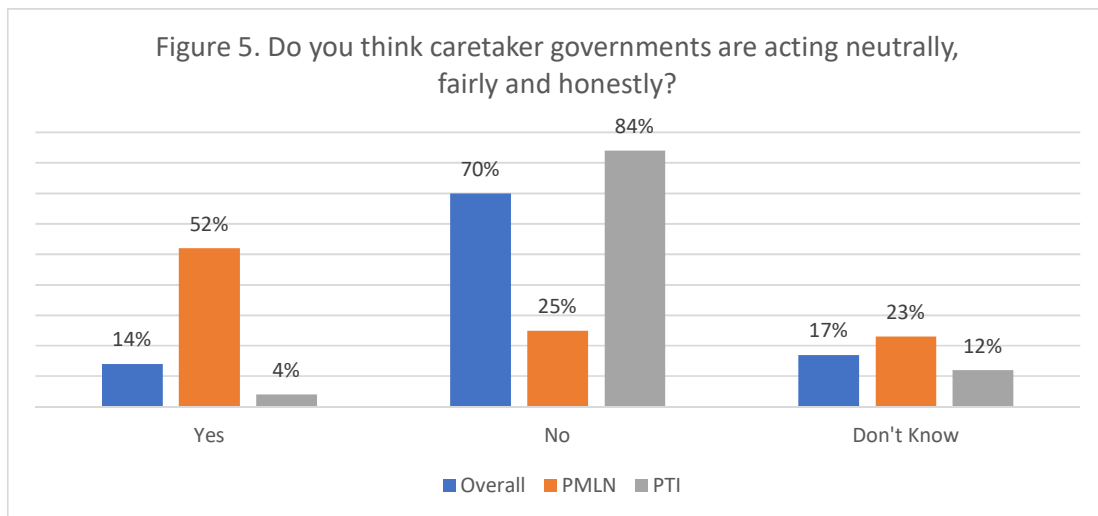


Table 8. To what extent higher judiciary is independent and neutral? Party wise disaggregated responses.

Responses	Overall	PMLN	PTI
To a large extent	14%	48%	6%
To some extent	24%	29%	17%
Just a little	28%	14%	32%
No	12%	4%	16%
Not at all	22%	5%	29%
Total	100%	100%	100%

Table 9. Do you think level playing field is available to all parties? Party wise disaggregated responses.

Responses	Overall	PMLN	PTI
Yes	21%	57%	12%
No	69%	29%	82%
Don't Know	10%	14%	5%
Total	100%	100%	100%

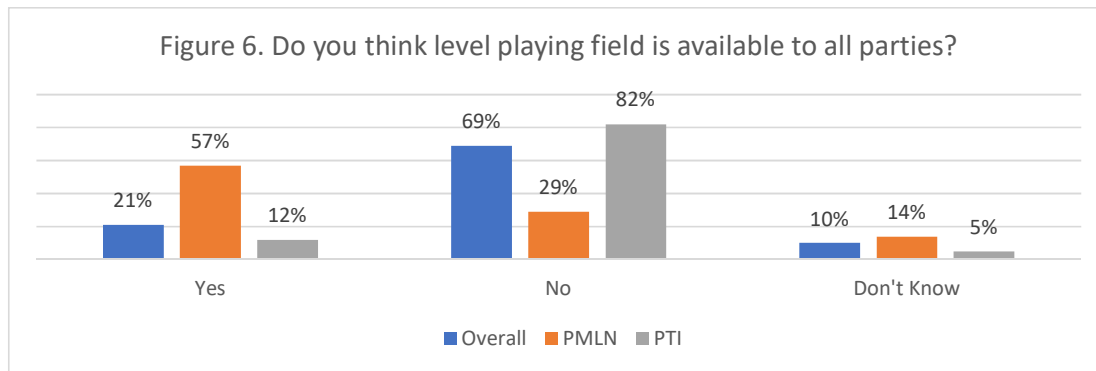


Table 10. Will you cast your vote if elections take place on due date? Party wise disaggregated responses.

Responses	Overall	PMLN	PTI
Yes	85%	95%	88%
Too early to say	8%	4%	8%
No	5%	2%	3%
Don't know	2%	0%	1%
Total	100%	100%	100%

Table 11. Who is your most favorite political leader? Party wise disaggregated responses.

Responses	Overall
Imran Khan	68%
Nawaz Sharif	13%
Other	12%
Siraj Ul haq	4%
Bilawal Bhutto Zardari	3%
Total	100%

**FIGURE 7. MOST FAVORITE LEADER**

